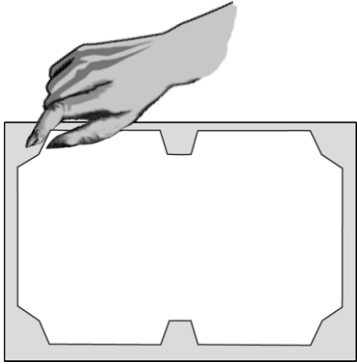
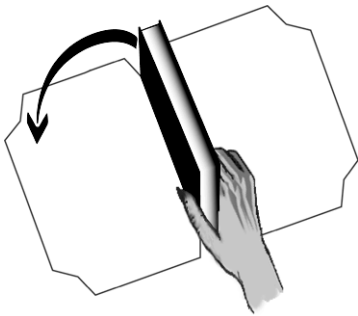



# ANTI-MICROBIAL PRE-CUT PAPERBACK BOOK COVER INSTRUCTIONS



**STEP 1** - Remove Anti-Microbial book cover from liner. Lay on flat smooth surface, tacky side up.



**STEP 2** - Carefully position closed book, spine down, in center of precut spine area of book cover. Rotate front of book down on to one side of cover. Smooth with Bone Folder.



**STEP 3** - Repeat for other side, by rotating book back to spine and down onto remaining side of plastic book cover.



**STEP 4** - Open book cover. Firmly smooth down remaining plastic pre-cut tabs to inside of book cover. Repeat for all edges of book cover.